HOUSE TYPE 5 - 3 BED MID TERRACE

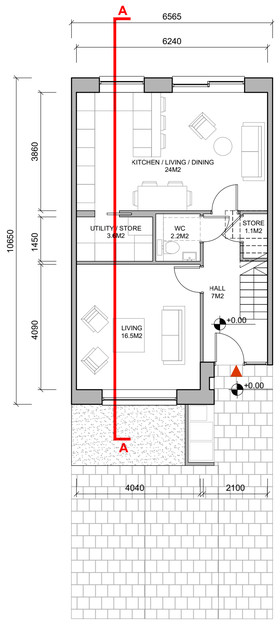

1 G 264 TYPE 5 - GROUND FLOOR PLAN
SCALE: 1:100

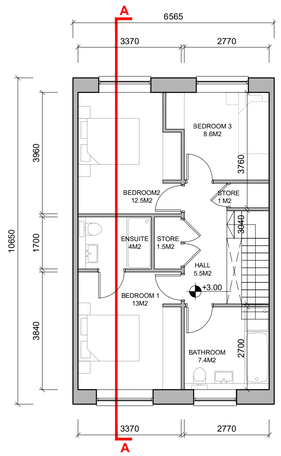

2 G 264 TYPE 5 - FIRST FLOOR PLAN
SCALE: 1:100

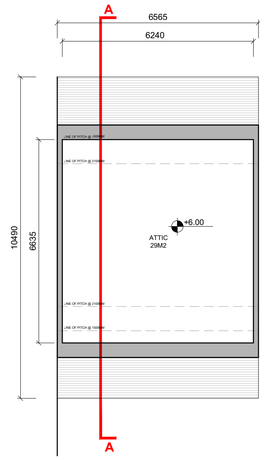

3 G 264 TYPE 5- SECOND FLOOR PLAN
SCALE: 1:100

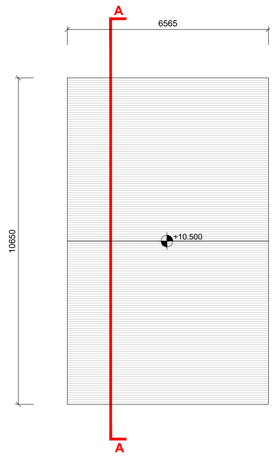

4 G 264 TYPE 5 - ROOF PLAN
SCALE: 1:100

KEY PLAN

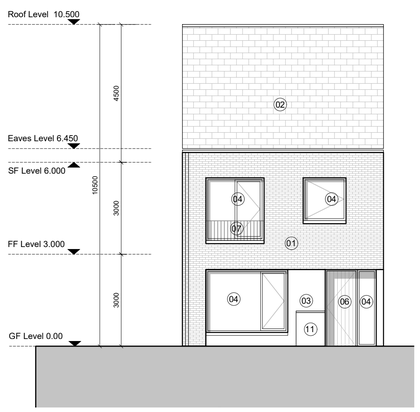

5 G 264 TYPE 5 - FRONT ELEVATION
SCALE: 1:100

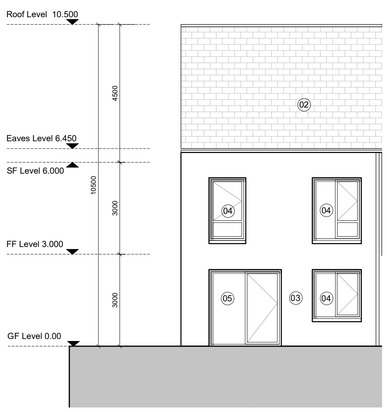

6 G 264 TYPE 5 - REAR ELEVATION
SCALE: 1:100

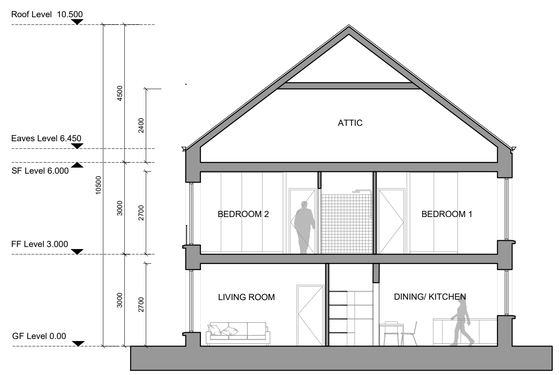

7 G 264 TYPE 5 - SECTION AA
SCALE: 1:100

NOTES / LEGEND

01	BRICKWORK FOR BRICKWORK TONE REFER TO CONTIGUOUS ELEVATIONS	06	TIMBER ENTRANCE DOOR TO SELECTED COLOUR FINISH
		07	METAL RAILING TO SELECTED COLOUR FINISH
02	SLATE ROOF TILE	08	TIMBER PRIVACY FENCE / GATE
03	SELF FINISH RENDER TO SELECTED COLOUR FINISH	09	3M HIGH IMPERFORATE ACOUSTIC BARRIER
04	DOUBLE GLAZED WINDOW UNIT WITH FRAMES TO SELECTED COLOUR FINISH	10	METAL CLAD CANOPY TO SELECTED COLOUR FINISH
05	DOUBLE GLAZED SLIDING DOOR WITH FRAMES TO SELECTED COLOUR FINISH	11	BIN STORE. SELF COLOURED RENDER FINISH TO SELECTED COLOUR FINISH

GENERAL NOTES:
- DRAWING TO BE READ IN CONJUNCTION WITH ALL OTHER DRAWINGS AND REPORTS PREPARED BY MOLA AND DESIGN TEAM MEMBERS.
- THE DIMENSION / BUILDING HEIGHT IS TAKEN FROM A DATUM AT THE HIGH POINT ON THE STREET. THIS IS WITHIN THE MAXIMUM PERMISSIBLE BUILDING HEIGHT OF 18M (VILLAGE CENTRE) AND 16M (RES 2 / RES 3) IN ACCORDANCE WITH SECTION 2.9 AND TABLE 2.11 OF THE CHERRYWOOD SDZ.
- REFER TO ARCHITECTS ELEVATION DRAWINGS FOR DETAILED SCOPE OF PROPOSED MATERIALS.
- REFER TO 'ARCHITECTS DESIGN REPORT' FOR FURTHER INFORMATION ON PROPOSED MATERIALS.
- LANDSCAPING SHOWN IS INDICATIVE. REFER TO LANDSCAPE ARCHITECTS DRAWINGS FOR DETAILED INFORMATION.

Key Plan:

Rev:	Date:	Description:	By:
P-01	25/03/2022	ISSUED FOR PLANNING	MOLA

MOLA
2 Donnybrook Road,
Donnybrook,
Dublin 4, Ireland
Telephone +353 1 218 3900
www.molaarchitecture.com

Notes
Do not scale.
Use figured dimensions only.
This drawing is to be read in conjunction with all relevant specifications and drawings.
All dimensions to be checked on site.
In the event of any discrepancies between drawings, the contractor is to inform the Architect immediately.

© COPYRIGHT This drawing or design may not be reproduced without permission

Stage:
PLANNING

Client:
1 CARRICKMINES LAND LIMITED

Project:
PRIORSLAND CHERRYWOOD SHD

Drawing:
PLOT G: HOUSE T5 - PROPOSED PLANS, ELEVATIONS, SECTIONS

Date:	Scale:	Int. Job No:
MARCH 2022	1:100 @A1	18029

Drawing No.:	Status:	Revision:
PLD18-MOLA-G-XX-DR-A-26-G264	-	P-01